

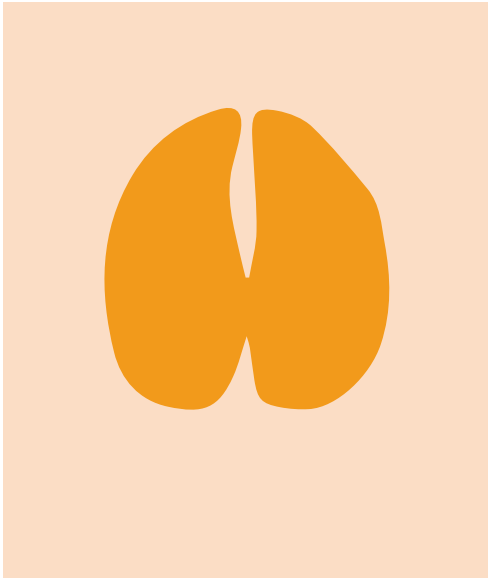




Welches Trittsiegel gehört zu welchem Tier?






Welches Trittsiegel gehört zu welchem Tier?



Wisent



Elch



Wolf



Hase



Reh



Luchs



Bär